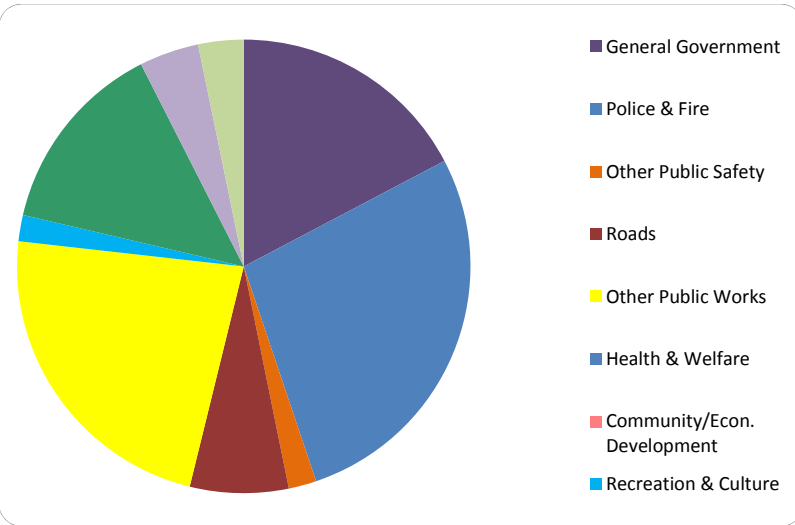


CITIZEN'S GUIDE TO LOCAL UNIT FINANCES - Charter Township of Fenton (25-1060)

EXPENDITURES

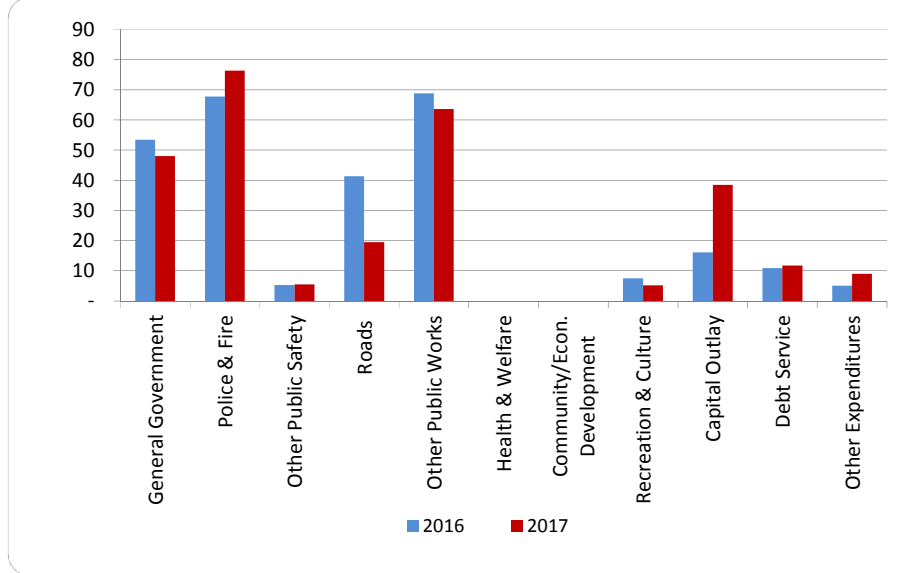
1. Where we spend our money (all governmental funds)



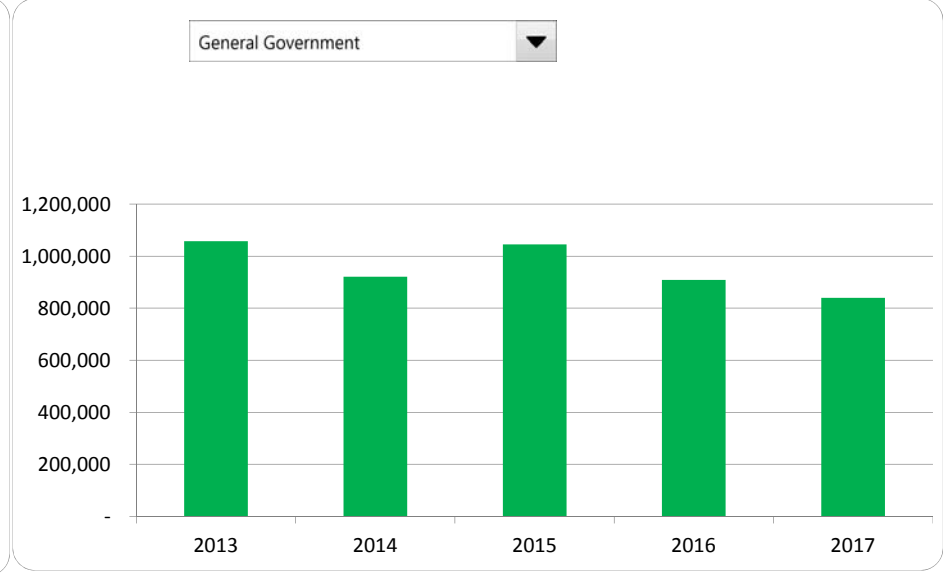
2. Compared to the prior year

	<u>2016</u>	<u>2017</u>	<u>% change</u>
General Government	\$ 908,325	\$ 839,479	-7.58%
Police & Fire	1,152,246	1,335,124	15.87%
Other Public Safety	89,822	95,837	6.70%
Roads	702,059	341,372	-51.38%
Other Public Works	1,169,325	1,112,477	-4.86%
Health & Welfare	-	-	N/A
Community/Econ. Development	-	-	N/A
Recreation & Culture	127,550	90,236	-29.25%
Capital Outlay	273,349	673,413	146.36%
Debt Service	185,688	205,980	10.93%
Other Expenditures	86,317	156,886	81.76%
Total Expenditures	\$ 4,694,681	\$ 4,850,804	3.33%

3. Spending per capita - compared to the prior year



4. Historical trends of individual departments:



Commentary: Capital Outlay increased \$400,000 from 2016 to 2017 due to funding road projects. All other expenses decreased by \$243,877.

For more information on our unit's finances, contact Thomas Broecker at 810-629-1537.